

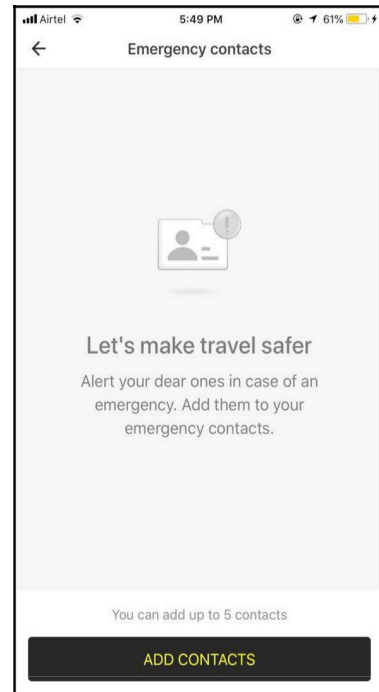
## Safety features

There are multiple safety features available in the Ola app.

### Emergency contacts

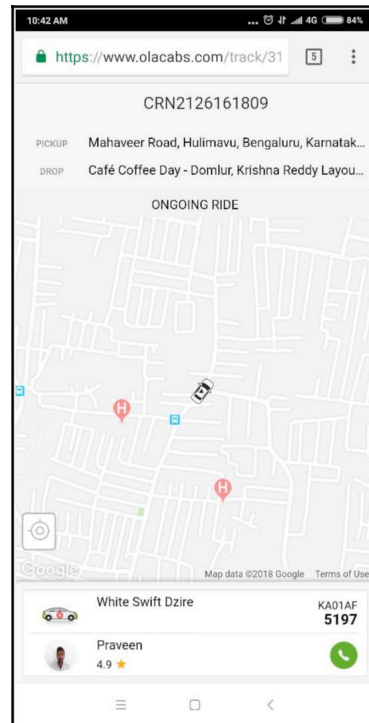
You can save up to 5 emergency contacts in your account settings. You can choose to share details of every ride with them automatically whenever you book.

They will receive an SMS with a link to track your ride. Clicking the link will load a web page in their phone's browser that will display all the ride details along with the location of your ride in real time.



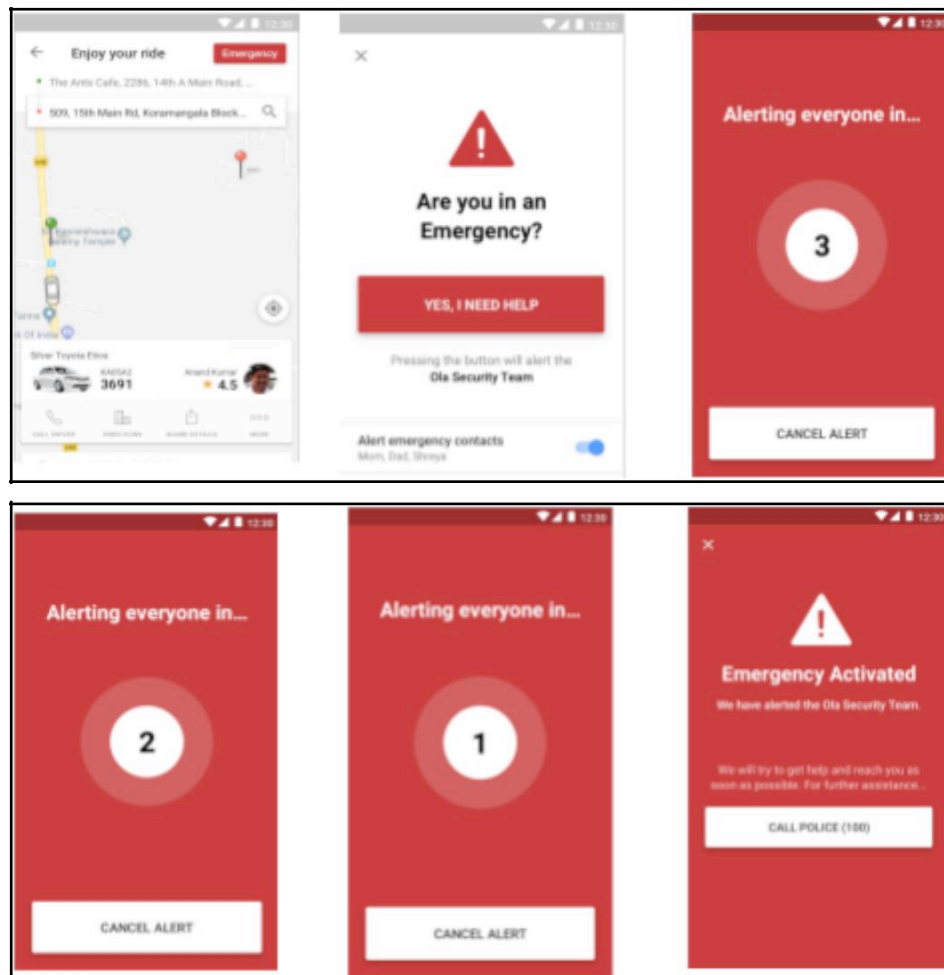
### Share your ride details

You can also share the ride details with anyone in your contact list. When you book a ride, on tapping MORE, you will see a "Share ride details". Use this option to select a contact and send them your ride details. They will be able to track your ride in real time and see all your ride details.



## Emergency alert

You will see an emergency button in the app once the trip begins. In case of an emergency, tapping this button will give you the option to raise an alert. When an alert is raised, our Safety Response Team, trained to deal with such situations, will immediately call you to assist. You will also have the option to alert your emergency contacts at the same time and call the local police for help.



## 24x7 support

You can contact our 24x7 customer support centre anytime by tapping the "Call Us" from the support section in the app. This section can be visited from the app's menu. You can also choose to dial the customer support number displayed in this section of the app. Our trained customer support agent will then assist you.

**Contact number:** +44 203 972 0800

**Email address:** support.uk@olacabs.com